

FARMER OWNED



— SINCE 1930 —

A BERRY * * COOL SUMMER *




It takes about

= 4,400 =

cranberries to
make a gallon
of juice!

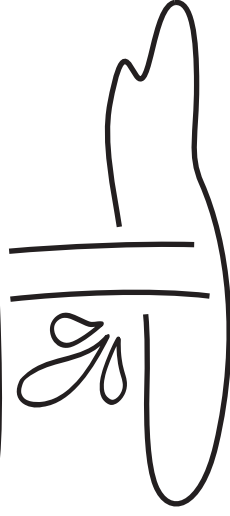
WORD SCRAMBLE

1. ebe _ _ _
2. trewa _ _ _ _
3. rarcrbyne _ _ _ _ _
4. ujice _ _ _ _
5. ishunsen _ _ _ _ _




DID YOU KNOW?

Cranberry plants can
produce fruit for
more than 100 years!




*
*
CRANBERRIES ARE A-MAZE-ING!

Start




WORD SEARCH

CRANBERRY
SUMMER
WATERMELON
PICNIC
FIREWORKS
BEACH



O S U T N G J W C T
E R S V Z K V A C D
B E K S K S W T R K
S M R K R X B E A Q
D M O I C B H R N F
G U W O I E N M B X
F S E V N A V E E D
D A R W C C F L R L
I Z I T I H O O R M
M I F K P Z M N Y K





CRANBERRIES IN THE CLASSROOM

(OR HOME!)



SUMMER FUN!



BACKYARD SCAVENGER HUNT

How many items can you spot in your own backyard?



BIRD ☐

WORM ☐



BEE ☐

LEAF ☐



FROG ☐

WATER ☐



BUTTERFLY ☐

ROCK ☐



CLOUD ☐



FLOWER ☐

BONUS HUNT!

Find something...

Hard _____

Soft _____

Red _____

Blue _____

Round _____





CRANBERRIES IN THE CLASSROOM

(OR HOME!)




SUMMER FUN!



SIGHTS & SOUNDS OF SUMMER

Cranberry plants need water, sun and a space to grow.

In the summer cranberry farmers are busy making sure the plants get enough water. They need up to one inch of water each week! The sprinklers used to water the plants can be heard on the farm.



The farmers also bring in bees to help pollinate the flowers. The bees buzz from flower to flower. The pink cranberry plant flowers turn into hard green berries if they are pollinated and get enough water and sun. Along with the bees, the farmer can also hear birds singing. At night the crickets chirp and the farmer rests.

Cranberries will be red, ripe and ready to harvest by fall.

What types of things do cranberry farmers see in the summer?



What are some things you see in the summer?

What do they hear?



What are some things you hear?





CRANBERRIES IN THE CLASSROOM

(OR HOME!)



SUMMER FUN!

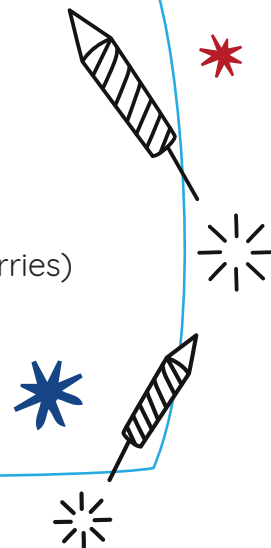


BERRY COOL RECIPE

BERRY MANGO JUICE POPS

You'll need:

- 2 cups Ocean Spray® Cran-Mango Juice
- 1 cup berries of your choice (strawberries, blueberries, raspberries)
- 8 popsicle or craft sticks or paper straws cut in half
- An ice cube tray, small cups, muffin tin or popsicle mold



Directions

1. Mash up the berries and add the juice.
2. Put the mashed berries and juice into a jar with a lid. Shake well.
3. Pour the berry mango juice into ice cube trays, small cups, a muffin tin or popsicle mold if you have one.
4. Cover with tinfoil or plastic wrap and insert the stick.
5. Let freeze at least 2-hours or until fully frozen.
6. To serve, dip outsides of molds into warm water to loosen if needed.
7. **Cool down and enjoy!**

